

## Living Colors



# Exterior Durable Color Range

## Interpon Excel™

Degassing technology provides smoother films over porous substrates. Features COLORBOND® steel standard color range.



**Excel™ Pearl White®**  
Gloss GA029A




**Excel™ Domain®**  
Matt GD230A



**Excel™ Primrose**  
Gloss GD031A



**Excel™ Classic Cream®**  
Matt GD245A [Satin](#) GU145A



**Excel™ Surfmist®**  
Matt GA236A [Satin](#) GB136A



**Excel™ Evening Haze®**  
Matt GM235A [Satin](#) GT135A



**Excel™ Shale Grey®**  
Matt GL284A [Satin](#) GP184A



**Excel™ Dune®**  
Matt GL252A [Satin](#) GP152A




**Excel™ Harvest®**  
Matt GD215A



**Excel™ Paperbark®**  
Matt GD214A [Satin](#) GU114A



**Excel™ Gully™**  
Matt GM242A



**Excel™ Jasper®**  
Matt GM214A [Satin](#) GT114A



**Excel™ Headland®**  
Matt GG219A [Satin](#) GV119A



**Excel™ Manor Red®**  
Matt GG262A [Satin](#) GV162A



**Excel™ Terrain™**  
Matt GM243A



**Excel™ Woodland Grey®**  
Matt GL205A [Satin](#) GP105A



**Excel™ Riversand®**  
Matt GM204A



**Excel™ Windspray®**  
Matt GL266A [Satin](#) GP166A




**Excel™ Basalt™**  
Matt GP208A



**Excel™ Ironstone®**  
Matt GL236A [Satin](#) GP136A



**Excel™ Bushland®**  
Matt GK203A [Satin](#) GS103A



**Excel™ Wallaby™**  
Matt GL210A



**Excel™ Deep Ocean®**  
Matt GJ203A [Satin](#) GQ103A



**Excel™ Monument®**  
Matt GL229A [Satin](#) GP129A



**Excel™ Cove™**  
Matt GD274A



**Excel™ Pale Eucalypt®**  
Matt GK236A [Satin](#) GS136A



**Excel™ Wilderness®**  
Matt GK289A [Satin](#) GS189A



**Excel™ Mangrove™**  
Matt GK277A



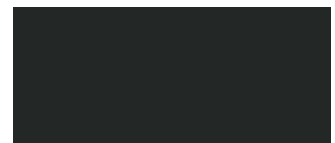
**Excel™ Cottage Green®**  
Matt GK274A [Satin](#) GS174A



**Excel™ Hawthorn Green**  
Gloss GK030A



**Excel™ Heritage Green**  
Gloss GK044A



**Excel™ Charcoal**  
Gloss GL035A [Satin](#) GL180A



**Excel™ Night Sky®**  
Matt GN231A [Satin](#) GN121A

Colors displayed on this color card are a guide only and have been matched as close as possible to Interpon production standards under daylight conditions. Due to the nature of the printing process some degree of color and gloss level variation may occur. Where more than one finish is available product color may vary. We recommend that you use production line prepared samples for final color selection or approval.

Most gloss finishes on this card are available in EC technology as Made to Order MiniB.

**Interpon Living Series** A classic range of local favourites in subtle and neutral shades.



**Bright White**  
Gloss GA030A




**White Satin**  
Satin GA124A



**Pearl White**  
Gloss GA078A



**Shoji White**  
Satin GA160A



**White Birch**  
Gloss GA057A




**Off White**  
Matt GA211A



**Oyster Grey**  
Matt GL258A



**APO Grey**  
Satin GL107A



**Primrose**  
Gloss GD037A



**Magnolia**  
Gloss GD025A



**Almond Ivory**  
Gloss GD016A



**Doeskin**  
Satin GD188A



**Rivergum**  
Gloss GD042A



**Barley**  
Gloss GD007A



**Stone Beige**  
Matt GD247A



**Pottery**  
Satin GM175A



**Storm Grey N42**  
Gloss GL060A



**Olde Pewter**  
Satin GL175A




**Claret**  
Satin GG142A



**Transformer Grey**  
Gloss GL031A



**Notre Dame**  
Gloss GL040A



**Hammersley Brown**  
Satin GM100A



**Roseberry Grey**  
Gloss GL015A



**Coral Black**  
Gloss GN063A



**Custom Black**  
Matt GN248A



**Black Satin**  
Satin GN150A

**Interpon Vivica™** A soft metallic finish, providing luxury and richness with its timeless pearlescent lustre.



**Vivica™ Ultra Silver**  
Gloss GY070A



**Vivica™ Nobel Silver Pearl**  
Satin GY119A



**Vivica™ Mercury Silver**  
Gloss GW003K



**Vivica™ Citi®**  
Matt GL211A



**Vivica™ Storm Front**  
Matt GL249A



**Vivica™ Black Onyx**  
Gloss GY042A



**Vivica™ Palladium Silver Pearl**  
Satin GY184C



**Vivica™ Asteroid Pearl**  
Matt GY270A



**Vivica™ Charcoal Pearl**  
Matt GY237A



**Vivica™ Charcoal Metallic**  
Gloss GM019A

## Interpon Color Vitality

Bright, vibrant and **UV stable**, perfect for providing a dramatic visual.



**Brilliant Yellow**  
Gloss GE087A



**Lykra Strip**  
Gloss GK063A



**Sensation**  
Gloss GF049A



**Lobster**  
Satin GG155A



**Viper Green**  
Gloss GK051A



**Shamrock Green**  
Gloss GK043A




**Bondi Blue**  
Gloss GJ045A




**Jaybird**  
Satin GJ174A

## Interpon Anodic

Soft metallic tones, ideal when seeking alternative coatings to anodising.



**Anodic Clear**  
Matt GY221A



**Anodic Off White**  
Matt GD227A




**Anodic Silver Grey**  
Matt GL237A



**Anodic Natural**  
Matt GY235A



**Anodic Champagne**  
Matt GY276A



**Anodic Bronze**  
Satin GY114A



**Anodic Dark Grey**  
Matt GL213A

## Interpon Sablé™

A novel sandy appearance offering enhanced surface scuff resistance. Allows seamless fusion with both natural buildings and rendered finishes.



**Sablé™ Grey Nurse**  
Texture GL320A




**Sablé™ Silver**  
Texture GY301A



**Sablé™ Brilliance**  
Texture GL277A



**Sablé™ Asteroid**  
Texture GN271A



**Sablé™ Core Ten**  
Texture GX350A



**Sablé™ Bass**  
Texture GN297A



**Sablé™ Black**  
Texture GN341A

## Interpon Précis™

Interpon's next generation smooth low gloss 'anodised look' powder coatings.



**Précis™ Natural Shimmer**  
Matt GY21AA



**Précis™ Dark Bronze**  
Matt GY20BA

# Interior Color Range

## Interpon Color Energy

A collection of striking colors to accent modern features.



**Lemon Yellow**  
Gloss ME068A  



**Flaming Red**  
Gloss MG045A  



**Blaze Blue**  
Gloss MJ034A 



**Orange X15**  
Gloss MF035A  



**Yellow Gold**  
Gloss ME038A  



**Signal Red**  
Gloss MG036A  



**French Blue**  
Gloss MJ067A 



**Deep Pool**  
Satin MK002A 



**Safety Yellow**  
Gloss ME096A  



**Flame Red**  
Gloss MG071A  



**Space Blue**  
Gloss MJ008A 



**Lawn Green**  
Gloss MK038A 

## Interpon Ripple

A distinctive course texture effect which also allows masking of substrate surface defects.




**Ripple White**  
Gloss MA494A 



**Ripple RAL 7035**  
Gloss ML435A 




**Ripple APO Grey**  
Gloss ML463A 



**Ripple Graphite**  
Matt EY422A 



**Ripple X15 Orange**  
Gloss MF406A  



**Ripple Black Leather**  
Matt EN432A 



**Ripple Black**  
Gloss MN427A 

## Interpon Protective Primer

Cost effective substrate protection. Interpon top-coat required to complete the system.



**PZ560 Zinc**  
Primer BL103K




**PZ790**  
Primer ALZ90F




**Easy Clean Clear**  
Gloss UZ607I




**Bright Silver**  
Matt MW201T 




**MetaPrep™ Grey**  
Primer EL286A

 Not recommended for use where high UV exposure is likely.

 For internal use only

 For General Industrial Range

 Are recommended to be over coated with Interpon 810 Clear powder coating for exterior use or aggressive internal applications



Name	Technology	Code	Gloss	Series	LRV
Almond Ivory	D1000	GD016A	Gloss	Living Series	54%
Anodic Bronze	D1000	GY114A	Satin	Anodic	12%
Anodic Champagne	D1000	GY276A	Matt	Anodic	42%
Anodic Clear	D1000	GY221A	Matt	Anodic	55%
Anodic Dark Grey	D1000	GL213A	Matt	Anodic	7%
Anodic Natural	D1000	GY235A	Matt	Anodic	42%
Anodic Off White	D1000	GD227A	Matt	Anodic	74%
Anodic Silver Grey	D1000	GL237A	Matt	Anodic	48%
APO Grey	D1000	GL107A	Satin	Living Series	46%
Barley	D1000	GD007A	Gloss	Living Series	63%
Black Satin	D1000	GN150A	Satin	Living Series	4%
Blaze Blue	TC	MJ034A	Gloss	Color Energy	18%
Bondi Blue	D1000	GJ045A	Gloss	Color Vitality	20%
Bright Silver	610	MW201T	Matt	Silvers	43%
Bright White	D1000	GA030A	Gloss	Living Series	81%
Brilliant Yellow	D1000	GE087A	Gloss	Color Vitality	66%
Claret	D1000	GG142A	Satin	Living Series	6%
Coral Black	D1000	GN063A	Gloss	Living Series	4%
Custom Black	D1000	GN248A	Matt	Living Series	4%
Deep Pool	TC	MK002A	Satin	Color Energy	20%
Doeskin	D1000	GD188A	Satin	Living Series	44%
Easy Clean Clear	200	UZ607I	Gloss	Clears	59%
Excel™ Basalt™	D1000 Excel™	GP208A	Matt	Excel™	14%
Excel™ Bushland®	D1000 Excel™	GK203A	Matt	Excel™	25%
Excel™ Bushland®	D1000 Excel™	GS103A	Satin	Excel™	24%
Excel™ Charcoal	D1000 Excel™	GL035A	Gloss	Excel™	6%
Excel™ Charcoal	D1000 Excel™	GL180A	Satin	Excel™	7%
Excel™ Classic Cream®	D1000 Excel™	GD245A	Matt	Excel™	67%
Excel™ Classic Cream®	D1000 Excel™	GU145A	Satin	Excel™	67%
Excel™ Cottage Green®	D1000 Excel™	GK274A	Matt	Excel™	11%
Excel™ Cottage Green®	D1000 Excel™	GS174A	Satin	Excel™	10%
Excel™ Cove™	D1000 Excel™	GD274A	Matt	Excel™	29%
Excel™ Deep Ocean®	D1000 Excel™	GJ203A	Matt	Excel™	9%
Excel™ Deep Ocean®	D1000 Excel™	GQ103A	Satin	Excel™	9%

Name	Technology	Code	Gloss	Series	LRV
Excel™ Domain®	D1000 Excel™	GD230A	Matt	Excel™	67%
Excel™ Dune®	D1000 Excel™	GL252A	Matt	Excel™	41%
Excel™ Dune®	D1000 Excel™	GP152A	Satin	Excel™	40%
Excel™ Evening Haze®	D1000 Excel™	GM235A	Matt	Excel™	51%
Excel™ Evening Haze®	D1000 Excel™	GT135A	Satin	Excel™	52%
Excel™ Gully™	D1000 Excel™	GM242A	Matt	Excel™	20%
Excel™ Harvest®	D1000 Excel™	GD215A	Matt	Excel™	45%
Excel™ Hawthorn Green	D1000 Excel™	GK030A	Gloss	Excel™	7%
Excel™ Headland®	D1000 Excel™	GG219A	Matt	Excel™	13%
Excel™ Headland®	D1000 Excel™	GV119A	Satin	Excel™	13%
Excel™ Heritage Green	D1000 Excel™	GK044A	Gloss	Excel™	6%
Excel™ Ironstone®	D1000 Excel™	GL236A	Matt	Excel™	11%
Excel™ Ironstone®	D1000 Excel™	GP136A	Satin	Excel™	11%
Excel™ Jasper®	D1000 Excel™	GM214A	Matt	Excel™	15%
Excel™ Jasper®	D1000 Excel™	GT114A	Satin	Excel™	16%
Excel™ Mangrove™	D1000 Excel™	GK277A	Matt	Excel™	17%
Excel™ Manor Red®	D1000 Excel™	GG262A	Matt	Excel™	9%
Excel™ Manor Red®	D1000 Excel™	GV162A	Satin	Excel™	9%
Excel™ Monument®	D1000 Excel™	GL229A	Matt	Excel™	8%
Excel™ Monument®	D1000 Excel™	GP129A	Satin	Excel™	8%
Excel™ Night Sky®	D1000 Excel™	GN231A	Matt	Excel™	4%
Excel™ Night Sky®	D1000 Excel™	GN121A	Satin	Excel™	4%
Excel™ Pale Eucalypt®	D1000 Excel™	GK236A	Matt	Excel™	25%
Excel™ Pale Eucalypt®	D1000 Excel™	GS136A	Satin	Excel™	24%
Excel™ Paperbark®	D1000 Excel™	GD214A	Matt	Excel™	50%
Excel™ Paperbark®	D1000 Excel™	GU114A	Satin	Excel™	50%
Excel™ Pearl White®	D1000 Excel™	GA029A	Gloss	Excel™	89%
Excel™ Primrose	D1000 Excel™	GD031A	Gloss	Excel™	72%
Excel™ Riversand®	D1000 Excel™	GM204A	Matt	Excel™	33%
Excel™ Shale Grey®	D1000 Excel™	GL284A	Matt	Excel™	49%
Excel™ Shale Grey®	D1000 Excel™	GP184A	Satin	Excel™	49%
Excel™ Surfmist®	D1000 Excel™	GA236A	Matt	Excel™	69%
Excel™ Surfmist®	D1000 Excel™	GB136A	Satin	Excel™	66%
Excel™ Terrain™	D1000 Excel™	GM243A	Matt	Excel™	9%

## Living Colors

People are driven by emotion – and color elicits different emotions in people. As the world's largest coatings company, no other company has more experience in color trends than AkzoNobel. Home to the Aesthetics Centre, our in-house color and design experts anticipate and predict movements in trends that affect color and coating choices for architectural applications. We have drawn on the knowledge of our global Aesthetics Centre, along with our own Australian insights, to produce this Residential and Industrial Powder Coatings Collection - Living Colors.

## The Interpon Range

### Interpon TC

Interpon TC is a durable powder coating designed to meet the specific needs of the Industrial and General Trade Coater markets. The Interpon TC range of powder coatings feature higher transfer efficiency, excellent coverage and high levels of damage resistance. Interpon TC is available in an extensive range of brighter colors, ripples, textures, and special effect powders.

### Interpon D1000

**Interpon D1000** is a high durable powder coating developed on in-house resin technology providing an ideal finish for all external applications. **Interpon D1000** offers the applicator excellent application performance with superior mileage, high powder utilisation and faster curing, making it the most versatile and best performing product in its class.



Name	Technology	Code	Gloss	Series	LRV
Excel™ Wallaby™	D1000 Excel™	GL210A	Matt	Excel™	18%
Excel™ Wilderness®	D1000 Excel™	GK289A	Matt	Excel™	19%
Excel™ Wilderness®	D1000 Excel™	GS189A	Satin	Excel™	18%
Excel™ Windspray®	D1000 Excel™	GL266A	Matt	Excel™	28%
Excel™ Windspray®	D1000 Excel™	GP166A	Satin	Excel™	27%
Excel™ Woodland Grey®	D1000 Excel™	GL205A	Matt	Excel™	12%
Excel™ Woodland Grey®	D1000 Excel™	GP105A	Satin	Excel™	12%
Flame Red	TC	MG071A	Gloss	Color Energy	11%
Flaming Red	TC	MG045A	Gloss	Color Energy	15%
French Blue	TC	MJ067A	Gloss	Color Energy	13%
Hammersley Brown	D1000	GM100A	Satin	Living Series	8%
Jaybird	D1000	GJ174A	Satin	Color Vitality	11%
Lawn Green	TC	MK038A	Gloss	Color Energy	12%
Lemon Yellow	TC	ME068A	Gloss	Color Energy	66%
Lobster	D1000	GG155A	Satin	Color Vitality	12%
Lycra Strip	D1000	GK063A	Gloss	Color Vitality	53%
Magnolia	D1000	GD025A	Gloss	Living Series	63%
MetaPrep™ Grey	700	EL286A	Primer	Primer	-
Notre Dame	D1000	GL040A	Gloss	Living Series	16%
Off White	D1000	GA211A	Matt	Living Series	71%
Olde Pewter	D1000	GL175A	Satin	Living Series	20%
Orange X15	TC	MF035A	Gloss	Color Energy	28%
Oyster Grey	D1000	GL258A	Matt	Living Series	60%
Pearl White	D1000	GA078A	Gloss	Living Series	89%
Pottery	D1000	GM175A	Satin	Living Series	39%
Précis™ Dark Bronze	D1000	GY20BA	Matt	Précis™	6%
Précis™ Natural Shimmer	D1000	GY21AA	Matt	Précis™	46%
Primrose	D1000	GD037A	Gloss	Living Series	70%
PZ560 Zinc	100	BL103K	Primer	Primer	-
PZ790	100	ALZ90F	Primer	Primer	-
Ripple APO Grey	TC	ML463A	Gloss	Ripple	43%
Ripple Black	TC	MN427A	Gloss	Ripple	4%
Ripple Black Leather	700	EN432A	Matt	Ripple	4%
Ripple Graphite	700	EY422A	Matt	Ripple	10%
Ripple RAL 7035	TC	ML435A	Gloss	Ripple	58%

Name	Technology	Code	Gloss	Series	LRV
Ripple White	TC	MA494A	Gloss	Ripple	92%
Ripple X15 Orange	TC	MF406A	Gloss	Ripple	29%
Rivergum	D1000	GD042A	Gloss	Living Series	65%
Roseberry Grey	D1000	GL015A	Gloss	Living Series	12%
Sablé™ Asteroid	D1000	GN271A	Texture	Sablé™	11%
Sablé™ Bass	D1000	GN297A	Texture	Sablé™	9%
Sablé™ Black	D1000	GN341A	Texture	Sablé™	4%
Sablé™ Brilliance	D1000	GL277A	Texture	Sablé™	16%
Sablé™ Core Ten	D1000	GX350A	Texture	Sablé™	8%
Sablé™ Grey Nurse	D1000	GL320A	Texture	Sablé™	58%
Sablé™ Silver	D1000	GY301A	Texture	Sablé™	39%
Safety Yellow	TC	ME096A	Gloss	Color Energy	45%
Sensation	D1000	GF049A	Gloss	Color Vitality	75%
Shamrock Green	D1000	GK043A	Gloss	Color Vitality	13%
Shoji White	D1000	GA160A	Satin	Living Series	78%
Signal Red	TC	MG036A	Gloss	Color Energy	13%
Space Blue	TC	MJ008A	Gloss	Color Energy	7%
Stone Beige	D1000	GD247A	Matt	Living Series	47%
Storm Grey N42	D1000	GL060A	Gloss	Living Series	30%
Transformer Grey	D1000	GL031A	Gloss	Living Series	30%
Viper Green	D1000	GK051A	Gloss	Color Vitality	27%
Vivica™ Asteroid Pearl	D1000	GY270A	Matt	Vivica™	10%
Vivica™ Black Onyx	D1000	GY042A	Gloss	Living Series	7%
Vivica™ Charcoal Metallic	D1000	GM019A	Gloss	Vivica™	7%
Vivica™ Charcoal Pearl	D1000	GY237A	Matt	Vivica™	6%
Vivica™ Citi®	D1000	GL211A	Matt	Vivica™	44%
Vivica™ Mercury Silver	D1000	GW003K	Gloss	Vivica™	51%
Vivica™ Nobel Silver Pearl	D1000	GY119A	Satin	Vivica™	31%
Vivica™ Palladium Silver Pearl	D1000	GY184C	Satin	Vivica™	30%
Vivica™ Storm Front	D1000	GL249A	Matt	Vivica™	13%
Vivica™ Ultra Silver	D1000	GY070A	Gloss	Vivica™	41%
White Satin	D1000	GA124A	Satin	Living Series	89%
White Birch	D1000	GA057A	Gloss	Living Series	85%
Yellow Gold	TC	ME038A	Gloss	Color Energy	52%

Colorbond® and ® color names are registered trademarks of BlueScope Steel Limited

## Interpon D1000 Excel™

**Interpon D1000 Excel™** has been developed for application over porous substrates, such as hot-dipped galvanised (HDG) steel and castings, providing greater application tolerance and improved final film appearance. **Interpon D1000 Excel™** is also suitable for aluminium and steel substrates.

## Interpon D Approved Applicators

AkzoNobel has developed the Interpon D Approved Applicators Network to support the Interpon D Global Warranty Program. This program is designed to ensure the Interpon powder coating you choose is applied correctly, meeting Interpon Powder Coatings warranty requirements to local and international standards. To view all Interpon D Approved Applicators please visit [www.specifyinterpon.com.au](http://www.specifyinterpon.com.au).

For more information or to become an Interpon D approved applicator please speak with your Interpon technical representative.

## Color Freedom

AkzoNobel values the importance of color and finish in your design and understands that color expression is an extension of your project. Why not take advantage of our made-to-order color service. For smaller projects down to 20kg, **Interpon MiniB™** and **Interpon MiniB™ Micro** provides fast service on small batch made-to-order colors that are specific to your needs. Some conditions do apply such as choice of color and product. Please contact the Interpon Customer Care Team for additional advice.

## How to Specify Interpon Powder Coatings

Once you have chosen **Interpon** Powder Coatings for your project, it's important to use the correct product. So we make specifying **Interpon** powder coatings easy. Simply:

- Nominate the **Interpon** product. e.g. **Interpon D1000**.
- Nominate the color, finish and product code. e.g. Anodic Natural Matt GY235A.

To find your nearest **Interpon** applicator, please contact your **Interpon** representative or the **Interpon** Customer Care Team.

**AUSTRALIA**

e: salesoz@interpon.com  
 Tel: 1800 630 516  
 Fax: 1800 650 786



green building council australia  
 MEMBER 2015-2016

S-P-00692 EPD®  
 environdec.com

[www.interpon.com.au](http://www.interpon.com.au)  
[www.specifyinterpon.com.au](http://www.specifyinterpon.com.au)

EPD logo applies to D1000 and D1000 Excel™ only


# Living Colors

## Care and Maintenance

Maintaining the integrity of your powder coated products is just like caring for your car – and is a smart way to protect your investment. Over time with exposure to the elements, powder coatings may show signs of weathering such as loss of gloss, chalking and slight color change. A simple regular clean will minimise the effects of weathering and will remove dirt, grime and other build-up detrimental to all powder coatings. The best method of cleaning is by regular washing of the coating using a solution of warm water and nonabrasive, pH neutral detergent solution. Surfaces should be thoroughly rinsed after cleaning to remove all residues. All surfaces should be cleaned using a soft cloth, sponge or a soft natural bristle brush.

Category (AS4312)	Corrosivity Level	Environment Type	Required Cleaning*
C1 & C2	Very Low & Low	Non-hazardous Environment	Every 12 months
C3/T	Medium	Tropical Environment	Every 12 months
C4	High	Swimming Pools / Light Industrial	Every 6 months
C4	High	Coastal Environment	Every 6 months
C5-M	Very High	Beach Front / Marine	Every 3 months
C5-I	Very High	Heavy Industrial Environment	Every 3 months

\*Refer Interpon Powder Coatings – Care and Maintenance sheet for further details.



**Disclaimer**

Unless otherwise agreed by us in writing, any contract to purchase products referred to in this color card and any advice that we give in connection with the supply of products are subject to our standard conditions of sale. Typical end uses for Interpon products are displayed in this publication using actual projects and representative images.

AkzoNobel endeavours to ensure the information contained in this publication is correct at the time of printing. All products referred to and any technical advice provided is subject to the standard terms and conditions of sale of the AkzoNobel supplying company.

Interpon® is a registered trademark of AkzoNobel Pty Limited. Anodic Preci™ and Saints Bronze™ are trademarks of AkzoNobel Pty Limited. COLORBOND® and ® color names are registered trademarks of BlueScope Steel Limited. ™™ color names are trademarks of BlueScope Steel Limited. Over time performance may vary between COLORBOND® steel and Interpon Powder Coatings due to the different paint technologies used. © Copyright 2015 AkzoNobel Pty Limited ABN 59 000 119 424. Printed Jan 2016. 00020\_250116

**Interpon®**  
 powder coatings  
**EVERY COLOR IS GREEN**